


Santa's  
**FIRE SAFETY**  
COLORING BOOK

*Dees' Nursery &  
Hose Company #1*





To report a fire in your home: first, go to your meeting place. Then have someone call the Fire Department from a neighbor's phone. Calmly give the dispatcher your name, address, phone & cross streets. Then, **STAY ON THE LINE** for more instructions!




*Practice giving your address and phone number to your parents.*

NAME: \_\_\_\_\_


ADDRESS: \_\_\_\_\_

PHONE: \_\_\_\_\_ CROSS STREET: \_\_\_\_\_




**Please make sure Mom and Dad have that chimney cleaned out. It will help to keep my suit clean and your family safe this winter! Now, with a twinkling, down the chimney I go!**





CHANGE THE BATTERIES




WHEN YOU CHANGE  
YOUR CLOCKS!

**My Biggest Wish  
This Holiday Season  
Is To Know That You &  
Your Family Are  
SAFE & SOUND**

**Always have an  
extra set of  
batteries  
in the house!**  
.....

**Have smoke detectors installed on every level of your home. Check the batteries once a month! Mrs. Claus always puts a new set of batteries in my stocking each year!**



**Get Rid Of Any Tree That Is Dry & Brittle,  
IT IS A FIRE HAZARD!**


\*\*\*\*\*

**Frayed or damaged lights are dangerous,  
Even On An Artificial Tree!**

**Before you decorate your tree, carefully check your Christmas lights for frayed or worn wiring. If you find a set, get rid of it ! It is a fire hazard! Buy a new set for a safe and Happy Holiday!**



**Please don't take  
any ornaments off  
the Christmas tree  
unless your parents  
tell you to!**



**If you have any pets, or very young brothers or sisters, please don't hang decorations too low. They might try to pull them off and get hurt. I want you to have a safe and joyous holiday!**

**Kids, please don't play near space  
heaters or the fireplace.**



**Don't place space heaters near your beautifully decorated Christmas tree! They can quickly dry it out. Also, try not to set your tree up too close to a fire place or a wood burning stove. BE SAFE**





Santa tests a branch, way in the back, each week by trying to bend it. If it snaps off, he knows its dry!



Keep your Christmas tree watered and check it at least twice a week for dry, brittle branches. If a lot of needles are falling off when you touch a branch, your tree has dried out.

Be **FIRE SAFE & FIRE SMART** ...  
Practice **FIRE SAFETY** In Your Home!



Please turn off all your Christmas lights before going to bed or leaving the house. Don't worry about me, I will turn on a light if I need one, then turn it off when I leave! Ho...Ho...Ho...!



Merry Christmas  
to ALL,  
And to all a  
GOOD NIGHT!



Oh... and one more thing... Don't forget those milk and cookies! It's a long way back to the North Pole! Have a **SAFE** and **HAPPY HOLIDAY!**

**SANTA'S FIRE SAFETY PUZZLE**

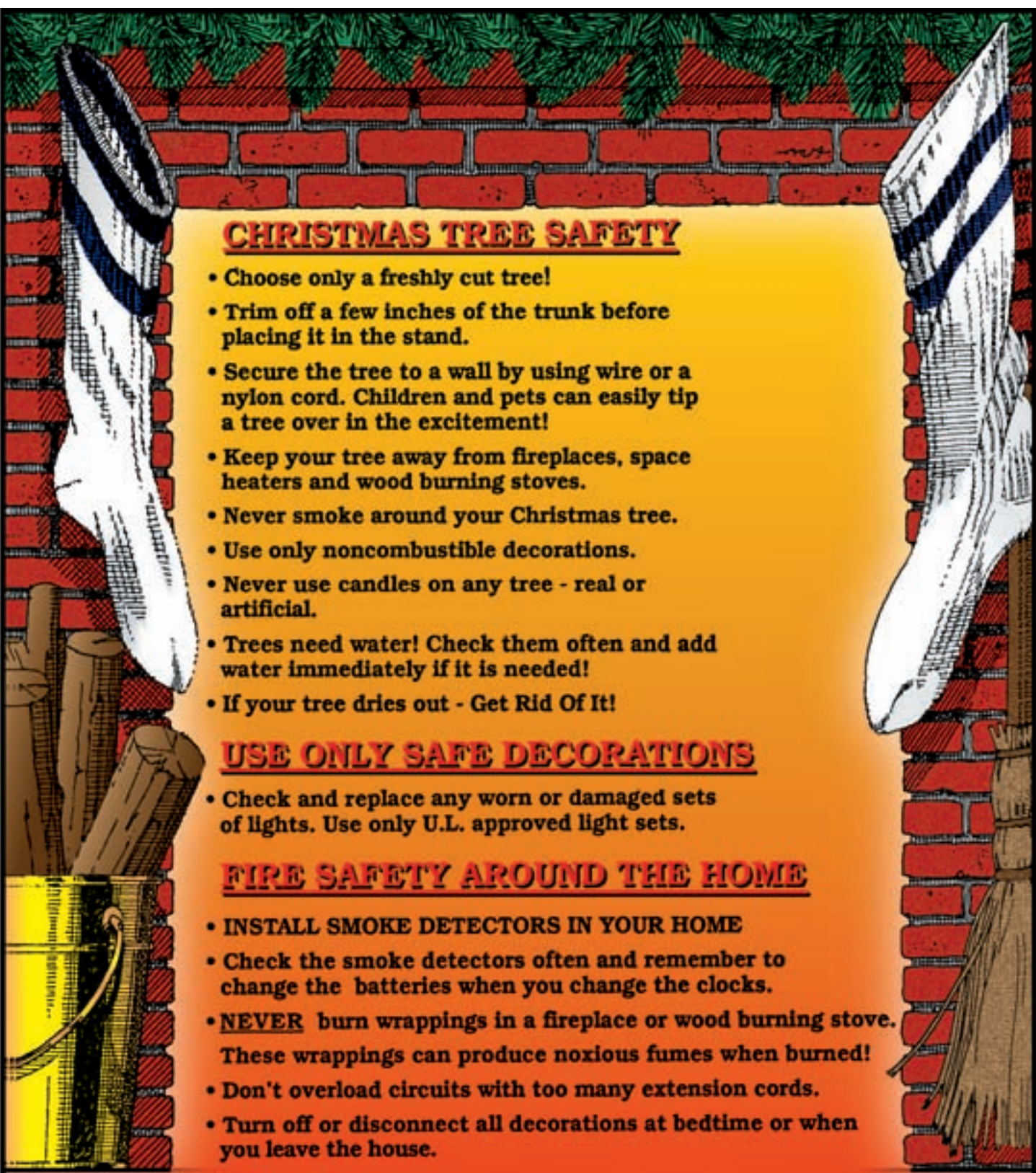
*You may go forward, backward, up, down and diagonally! Good Luck!!*

ADULT CANDLES CHECK THE BATTERIES CHILDREN COOKIES  
CHECK THE LIGHTS CLEAN THE CHIMNEY DECORATIONS ELVES  
FIREFIGHTERS HAPPY HOLIDAYS HAZARD HEATERS HO HO HO  
MATCHES MERRY CHRISTMAS MILK ORNAMENTS PRESENTS  
PRACTICE FIRE SAFETY PLAN YOUR ESCAPE PREVENT REINDEER  
RUDOLPH SAFETY SANTA SLEIGH SMOKE DETECTORS STOVE  
TREE WATER WIRES WREATH



C	L	E	A	N	T	H	E	C	H	I	M	N	E	Y
H	A	P	P	Y	H	O	L	I	D	A	Y	S	L	T
E	L	N	E	R	D	L	I	H	C	S	T	O	V	E
C	B	E	D	D	R	A	Z	A	H	O	T	S	E	F
K	A	D	U	L	T	W	A	T	E	R	F	A	S	A
T	V	W	I	R	E	S	E	H	C	T	A	M	F	S
H	H	G	I	E	L	S	O	S	K	B	S	T	I	E
E	E	U	P	R	E	S	E	N	T	S	U	S	R	R
B	A	S	R	O	L	O	H	O	H	O	H	I	E	I
A	T	T	E	I	V	H	N	I	E	T	T	R	F	F
T	E	N	V	S	E	P	R	T	L	H	A	H	I	E
T	R	E	E	S	L	E	A	I	E	E	C	G	C	
E	S	M	N	I	A	O	E	R	G	R	R	Y	H	I
R	T	A	T	K	N	D	D	O	H	M	W	R	T	T
I	S	N	B	O	T	U	N	C	T	I	A	R	E	C
E	E	R	T	O	A	R	I	E	S	L	T	E	R	A
S	R	O	T	C	E	T	E	D	E	K	O	M	S	R
D	E	P	A	C	S	E	R	U	O	Y	N	A	L	P





### **CHRISTMAS TREE SAFETY**

- Choose only a freshly cut tree!
- Trim off a few inches of the trunk before placing it in the stand.
- Secure the tree to a wall by using wire or a nylon cord. Children and pets can easily tip a tree over in the excitement!
- Keep your tree away from fireplaces, space heaters and wood burning stoves.
- Never smoke around your Christmas tree.
- Use only noncombustible decorations.
- Never use candles on any tree - real or artificial.
- Trees need water! Check them often and add water immediately if it is needed!
- If your tree dries out - Get Rid Of It!

### **USE ONLY SAFE DECORATIONS**

- Check and replace any worn or damaged sets of lights. Use only U.L. approved light sets.

### **FIRE SAFETY AROUND THE HOME**

- **INSTALL SMOKE DETECTORS IN YOUR HOME**
- Check the smoke detectors often and remember to change the batteries when you change the clocks.
- **NEVER** burn wrappings in a fireplace or wood burning stove. These wrappings can produce noxious fumes when burned!
- Don't overload circuits with too many extension cords.
- Turn off or disconnect all decorations at bedtime or when you leave the house.

Best Wishes For A Safe  
& Healthy New Year