

DIAL 9-1-1

People Helping People

Coloring & Activity Book



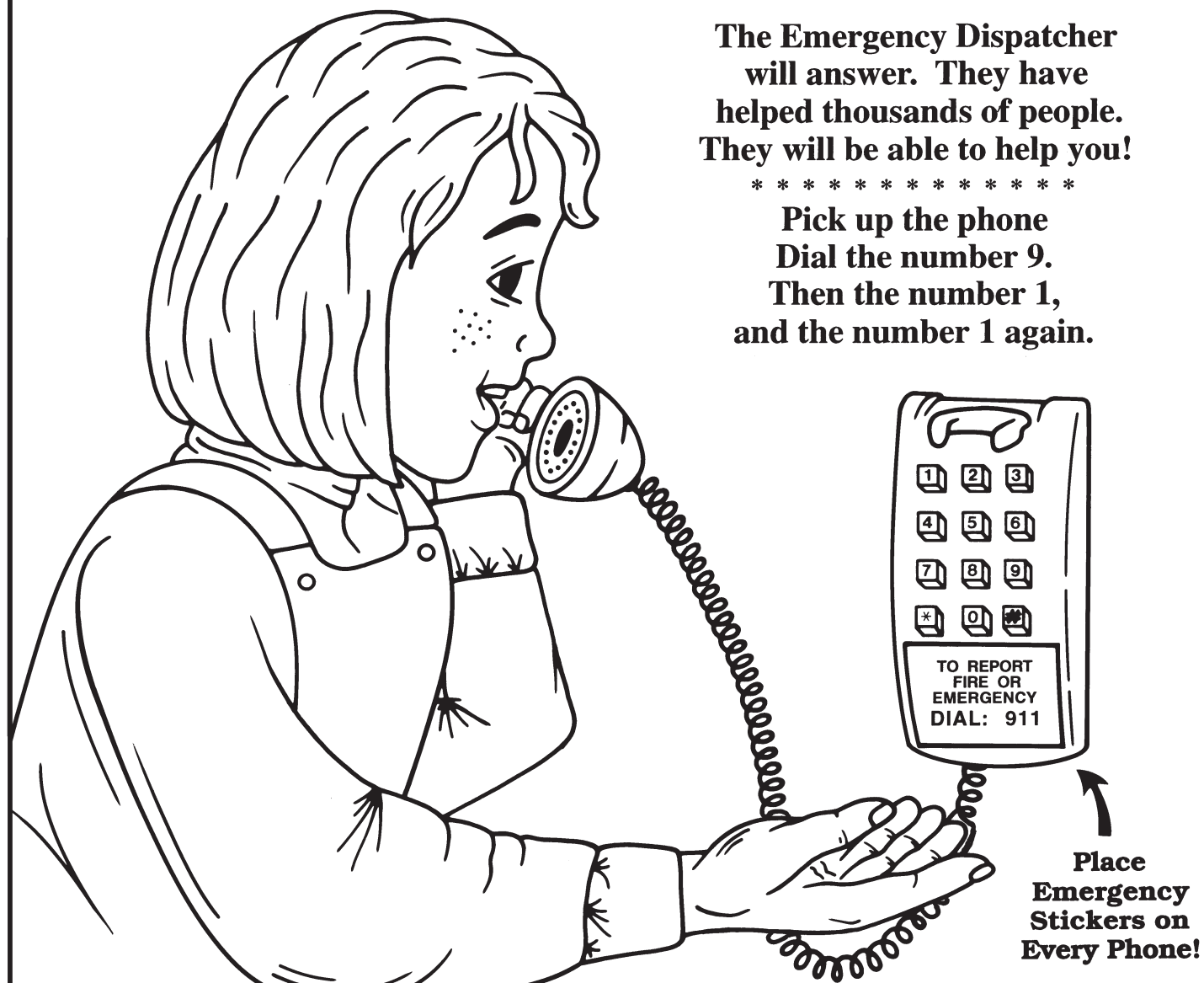
DELAWARE STATE FIRE SCHOOL



**If You Need
Emergency Help: Go To A Phone & DIAL: 9-1-1.**

The Emergency Dispatcher
will answer. They have
helped thousands of people.
They will be able to help you!

Pick up the phone
Dial the number 9.
Then the number 1,
and the number 1 again.



**Practice Giving Your
Name, Address & Phone Number
To Your Parents:**

NAME: _____


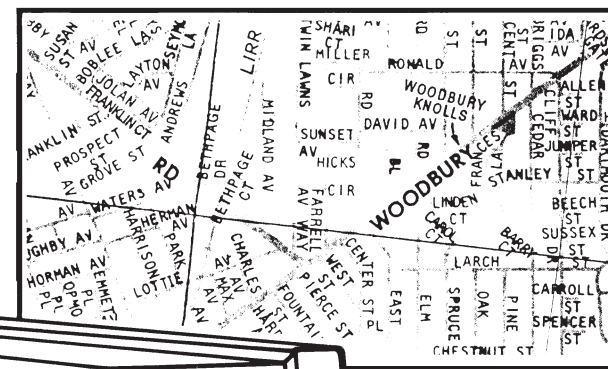
ADDRESS: _____

PHONE #: _____

WORK NUMBERS: _____

**Emergencies can be very scary. You must STAY CALM!
THEN GET TO A PHONE AND DIAL: 9-1-1.**

**I am an Emergency Dispatcher and I am your friend!
When you call me for help, I will ask you
some important questions. Stay calm,
and answer the questions
the best you can. Please
speak slowly and clearly.
I want to help you!**



1) Your name: _____

2) Type of emergency: _____

3) Your location: _____

4) The phone number you're calling from: _____

**Remember: Don't hang up the phone unless you are told to!
Then, wait for the police, rescue or fire trucks so that you
can help direct them to the scene. Always try to stay calm!**

BEFORE YOU OPEN THE DOOR...


Feel the it with the back of your hand. If it's hot, don't open it. Go to the other exit!




CRAWL LOW UNDER SMOKE!

NEVER JUMP OUT OF A WINDOW!

If you are in a room upstairs, use an escape ladder, or wait for the firefighters!



Always Know TWO WAYS OUT!



GET OUT SAFELY!

Go To Your Family Meeting Place!


DON'T WORRY ABOUT PETS & TOYS

The Firefighters will get them if they can!



If your smoke alarm goes off and your house is on fire, you must get out quickly. Everyone must know two ways out of every room, usually a window and a door. Once outside, go to your meeting place. Never go back into a burning building! Wait for the firefighters to arrive.

REMEMBER:
Never Go Back Into a Burning Building!

SMOKE DETECTORS SAVE LIVES!



Go to your neighbor's house and DIAL: 911. If no one is home, try another neighbor, business, or pay phone. With the information that you give them, the dispatcher will tell the fire department where to go! Do NOT Hang Up the Phone Until the Dispatcher Tells You To!



DIAL: 911 in an Emergency!
PEOPLE HELPING PEOPLE

BEGIN →

BEGIN AT EACH ARROW

END AT EACH STAR

A BNALAEUMC

D HTASPIDREC

F GFHEITREFIR

N RESNU

P CLOIPE

R RCOTDO

S SICK

T TALK

V VEHICLE

W WOUND

X X-RAY

Y YOUNG

Z ZONE

By Dialing 911, you will get the help you need! Dial 911 if you are sick, hurt, lost, or need to report a fire. Follow the maze to see who will help you. Then unscramble their names!

DIAL: 911
PEOPLE HELPING PEOPLE

PUBLIC PAY TELEPHONE

TO REPORT FIRE OR EMERGENCY DIAL: 911

H	P	E	O	P	L	E	H	E	L	P	I	N	G	P	E	O	P	L	E
P	A	H	Y	U	G	H	V	L	O	B	F	S	C	O	D	E	B	M	N
L	R	B	C	F	T	K	M	G	C	S	D	I	A	L	M	J	R	J	O
E	A	P	O	L	I	C	E	C	A	R	V	C	K	I	Q	R	E	D	E
H	M	E	T	R	O	P	O	L	T	R	A	K	G	C	G	O	H	J	N
O	E	P	O	M	E	U	G	F	I	R	E	B	V	E	X	S	C	U	O
S	D	N	E	I	R	F	L	A	O	N	B	F	N	M	P	J	T	K	E
P	I	P	U	Z	Z	L	E	D	N	O	B	C	R	A	M	P	A	R	N
I	C	V	F	R	M	F	A	M	I	L	Y	B	T	N	O	R	P	E	I
T	S	T	A	Y	C	A	L	M	I	H	O	C	O	M	E	H	S	D	N
A	S	F	D	U	N	T	P	A	Y	P	H	O	N	E	C	U	I	D	W
L	N	B	D	A	N	G	E	R	Q	R	F	D	U	N	L	R	D	A	R
C	N	U	R	S	E	S	R	U	E	V	K	H	F	E	M	T	G	L	E
L	J	G	E	F	C	Z	Y	T	P	O	L	Y	R	U	L	K	J	D	S
Z	C	B	S	O	U	G	H	E	L	P	I	D	O	C	T	O	R	N	C
Y	L	O	S	T	V	G	I	L	I	V	E	R	T	S	O	U	E	A	U
N	I	G	H	M	I	M	Y	E	S	E	N	O	P	E	O	U	P	K	E
M	H	R	D	F	K	V	O	P	E	R	A	T	O	R	B	C	M	O	T
S	A	F	E	T	Y	I	M	H	O	L	M	H	B	F	R	E	U	O	R
B	S	R	A	T	H	B	U	O	M	W	E	T	E	P	P	U	P	H	U
B	I	N	J	U	R	Y	V	N	R	E	N	D	N	I	L	B	E	D	C
F	O	W	D	F	I	A	D	E	C	N	A	L	U	B	M	A	E	O	K

ADDRESS AMBULANCE DANGER DIAL DISPATCHER DOCTOR EMERGENCY
EMT FAMILY FIRE FIREFIGHTER FRIENDS HELP HURT HOSPITAL INJURY
HOOK AND LADDER LOCATION LOST NAME NURSE NINE ONE ONE
OPERATOR PARAMEDICS PAY PHONE POLICEMAN PEOPLE HELPING PEOPLE
POLICE CAR PUMPER RESCUE TRUCK SICK SAFETY STAY CALM TELEPHONE

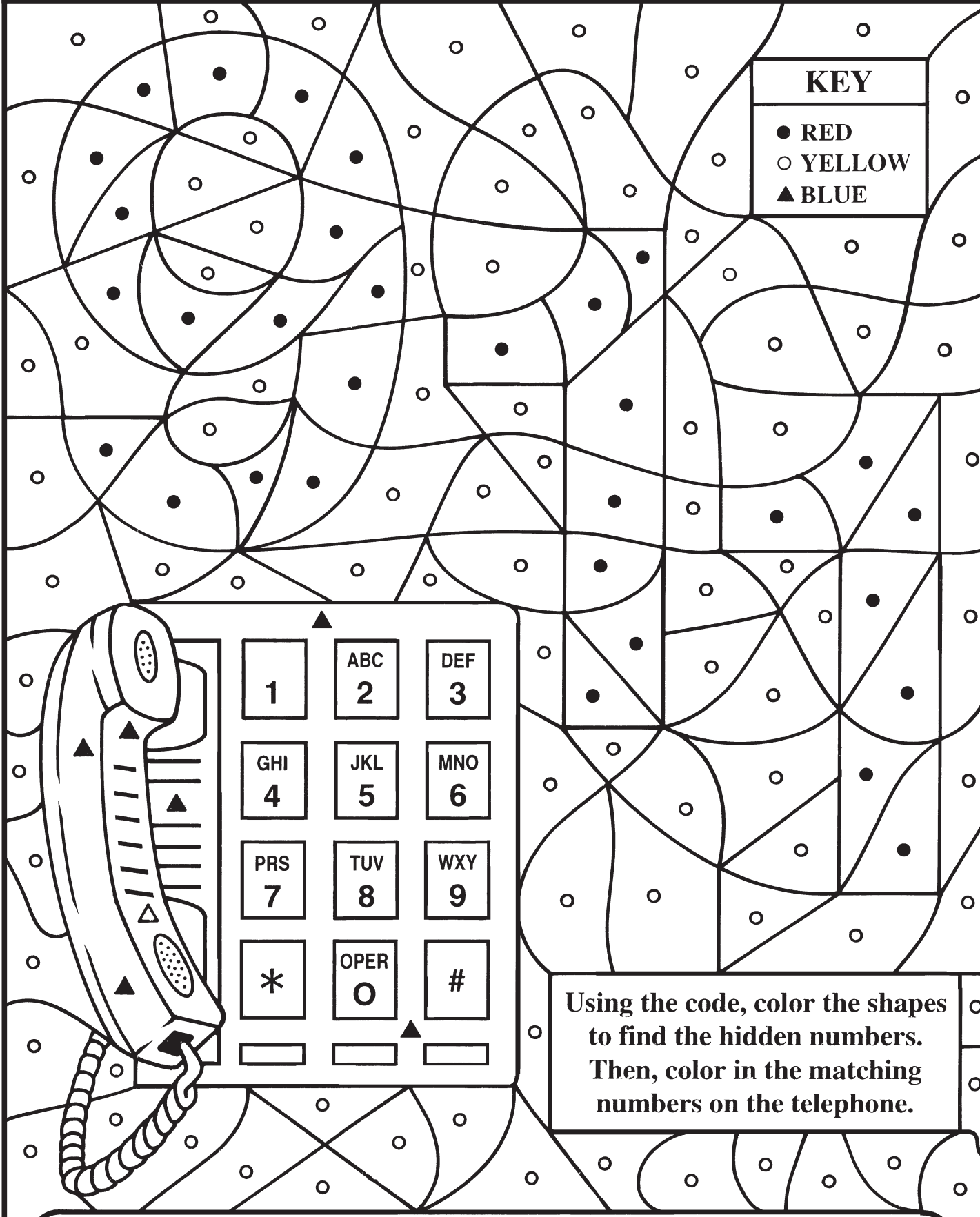
By Dialing 911, you will get the help you need Fast!
Finding the help you need is easy if you DIAL: 911.
Finding the words hidden in this puzzle will be a challenge!
YOU MAY GO FORWARD, BACKWARD, UP, DOWN & DIAGONALLY.

KEY

● RED

○ YELLOW

▲ BLUE




Using the code, color the shapes to find the hidden numbers. Then, color in the matching numbers on the telephone.

Dial This Number In An Emergency!

DIAL: 911

PEOPLE HELPING PEOPLE



FIRE - POLICE - EMERGENCY: DIAL: 911

GIVE THIS INFORMATION TO THE DISPATCHER - SPEAK CALMLY & SLOWLY

This Telephone Number is: _____

This Address: _____

(HOUSE NO.) (STREET) (APPT. NO.)

(TOWN) (ZIP CODE)

Reason You Are Calling: _____
(FIRE, MEDICAL EMERGENCY, POSSIBLE BREAK-IN, LOST CHILD, ETC.)

NEAREST CROSS-STREETS: _____

IDENTIFYING LANDMARKS: _____

DO NOT HANG UP THE PHONE UNTIL THE DISPATCHER TELLS YOU TO!

HELP US HELP YOU!

- * Make sure that everyone in your home knows how to DIAL: 911 in an emergency.
- * Post emergency information by each phone in your home. Have children practice with an adult.
- * Make sure that your house or apartment number is easily visible to emergency personnel.
- * Install smoke detectors in your home, at least one on every level. Test them regularly!
- * Change the batteries when you change the clocks (spring and fall). Have a family meeting place.

PARENTS: Place a copy of this form by each telephone so that family members and babysitters have access to this important safety information. Teach children how to DIAL:911 in an emergency.

Safety Certificate

DIAL: 911

People Helping People!

Name of Participant

Street, Address, City, State, Zip

Home Phone Number

Emergency Phone Number/Relationship

PLEDGE

I promise to stay calm and use common sense
in order to get help quickly during an emergency.

I know my full name, address and phone number.
I promise to continue practicing this with my parents
just in case I ever need to DIAL: 911 for emergency help.

I understand that by dialing 911 I will get the help
I need if I am sick, hurt, lost or need to report a fire.

Help Is Just A Phone Call Away!

Safety Officer or Parent