



SAFE-T-BEAR® & MR. BEEP-BEEP® Present

Practice Makes Perfect

A COLORING & ACTIVITY BOOK

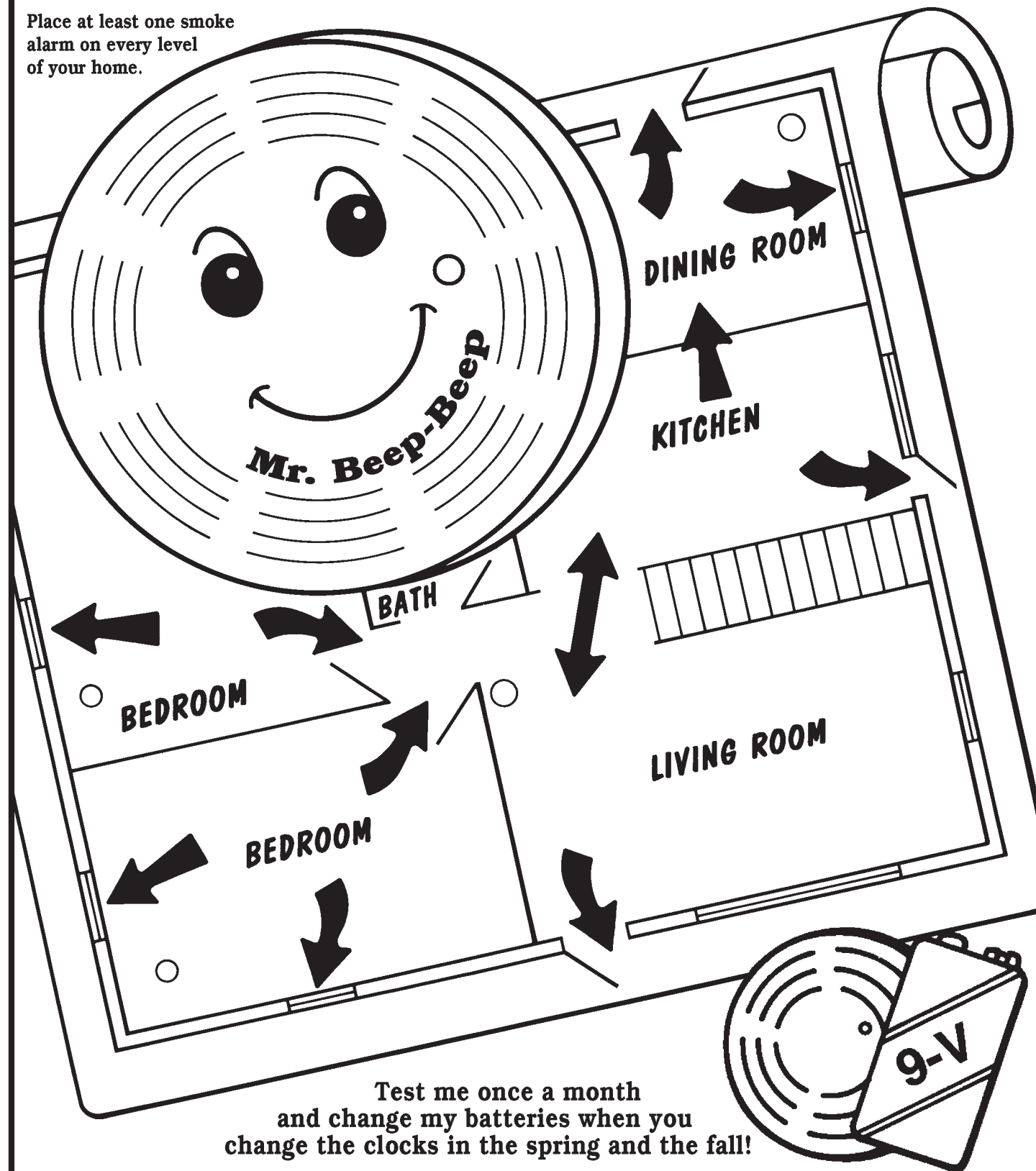


DO YOU HAVE TWO WAYS OUT!

LOCUST VALLEY FIRE DEPARTMENT

FOR FIRE OR MEDICAL EMERGENCY DIAL 671-2600

Place at least one smoke alarm on every level of your home.



Test me once a month and change my batteries when you change the clocks in the spring and the fall!

I Can't Protect You Unless You Invite Me Into Your Home!

Please invite us into your home, We'll protect you day & night. Check your batteries & position us well, We'll be your friends for life!®

DETECTION IS THE KEY TO PREVENTION!

Here's how to DIAL: 911

Let your parents show you how to hold the phone.

- First touch the number 9.
- Then touch the number 1.
- Then touch the number 1 again.
- The Dispatcher will answer.
- Give the Dispatcher the information that they need to send help to you.

Stay Calm and Speak Clearly!

Do Not Hang Up Until the Dispatcher Tells You To!







For FIRE or RESCUE, Just pick up the phone.


Dial: 911 ... You won't be alone!

Talk to the Dispatcher, They're at work every day.

Give your name, address & Phone Number, HELP is on the way!



Use your crayons to color in the correct number on each phone. You will be coloring in the numbers 9-1-1



Mr. BEEP-BEEP Says:
If you sleep with your
bedroom door **CLOSED** at night, make sure
you have a smoke alarm in **EVERY** room!

INSTALL SMOKE ALARMS IN YOUR HOME!

Install at least one on every level of your home. Test them monthly.
Change the batteries when you change the clocks in the spring and fall.

LET THE FIRE DRILL BEGIN!

Start your drill with everyone lying in bed in their bedrooms. If you sleep with the doors closed, leave them closed for the drill. A parent should touch the "test" button on the smoke alarm. At first, small children may be most afraid of the loud sound! Once the alarm sounds, everyone should roll to the floor where the air will be safer to breathe.

In future drills, have the children take turns setting off the alarm so that everyone practices rolling to the floor.

CRAWL LOW UNDER SMOKE!

During a fire, the smoke will make it harder to breath without coughing

Crawl low to the door. When you get there, **DO NOT** open it!

A hot door means that flames are near!

Feel the door with the back of your hand BEFORE you open it!

If it is hot, go to your other exit!


A window would be another exit!



If you suspect there is a fire,
NEVER USE THE ELEVATOR



USE THE STAIRS




KNOW TWO WAYS OUT OF EVERY ROOM!

If your smoke alarm goes off, **ROLL** out of bed. **CRAWL LOW** on your hands and knees and feel the door with the back of your hand. If the door is hot, **DO NOT OPEN IT!** Go to the window and open it. Practice unlocking and opening windows during your fire drills. Climb out the window and gently lower yourself to the ground. Use an escape ladder if you're upstairs. **NEVER JUMP OUT OF A WINDOW.** Wait for the firefighters if you need help!




Congratulations!
Everyone made it outside and
went directly to the family meeting place!

When everyone knows the exit drill well, try switching rooms and what you're doing. When you are ready, try a fire drill at night, when it's dark. No one knows when a fire may strike, so be ready!



You can call the Fire Dept. from your neighbors, a cell phone or pay phone.

Only go to your neighbors house if your house is indeed on fire, not for a drill!!



NEVER Hide Under In the Closet!

NEVER Hide In the Attic or Basement



NEVER Hide Under the Bed!

Don't worry about pets or toys!




Don't Worry About Pets or toys!


GET OUT SAFE!
Once outside,
NEVER GO BACK IN!

ONCE OUTSIDE NEVER GO BACK IN!

Closets, attics and basements are not hiding places. Just because you can't see the fire doesn't mean it can't hurt you! By staying in the house, you are breathing poisonous gasses that can make you very sick. Follow your family escape plan and Get Out Of The House! Go Directly To Your Family Meeting Place! Remember: Once Outside, Stay Outside! Do not go back into the house until the firefighters say that it is safe for you to enter!




If Your Clothes Catch On Fire...




STOP

DO NOT RUN!



DROP

TO THE FLOOR!
COVER YOUR FACE!



ROLL

CERTIFICATE OF MERIT



(child's name)

is a member of Mr. Beep-Beep & Safe-T-Bear's
Fire Prevention Prevention Team

As a member in good standing, I promise to follow the
rules for Fire Safety and Fire Prevention.

★ ★ ★ ★ ★ ★ ★ ★ ★ ★
I will never play with dangerous objects, matches,
fireworks, or anything that would possibly start a fire.

★ ★ ★ ★ ★ ★ ★ ★ ★ ★
I will report any accidents or fire hazards
that I see to an adult so that my
family and friends will be safe.



Fire Safety Officer, Instructor, or Parent