






Firefighters and EMT's are your friends. They are men and women that work right in your home town. They work different shifts, both day and night, to make sure that you, your family and your community are safe from fires or other serious emergencies. In order to help protect you, they would like to teach you the rules of fire safety. You and your family must learn these rules, along with what to do, should a fire or emergency happen.




Remember to instal smoke alarms and test the batteries every month. Change the batteries twice each year!





Make Fire Safety A Family Affair!

Install smoke alarms!



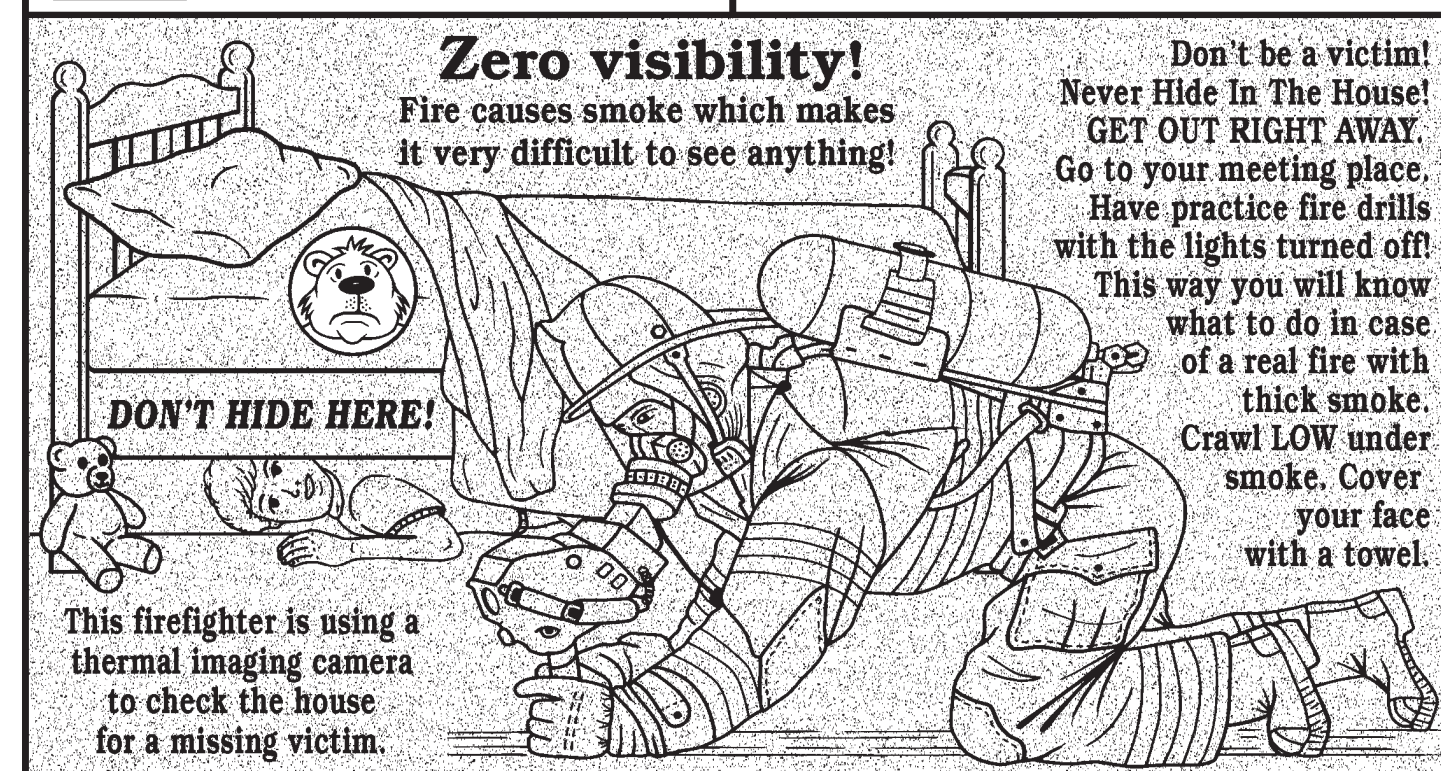

OPERATION E.D.I.T.H. - EXIT DRILLS IN THE HOME

Use this grid to set up a Fire Escape Plan. Use one grid for each floor. Using a pencil, rough in a layout of your floor plan, showing the location of all windows and doors. Once completed, go over the lines in pen or marker. Draw arrows in bright colors to show all escape routes. You must know two ways out of every room. Take the time to go over this plan with every member of your family. Plan to use escape ladders for second story windows. *Practice Makes Perfect!*



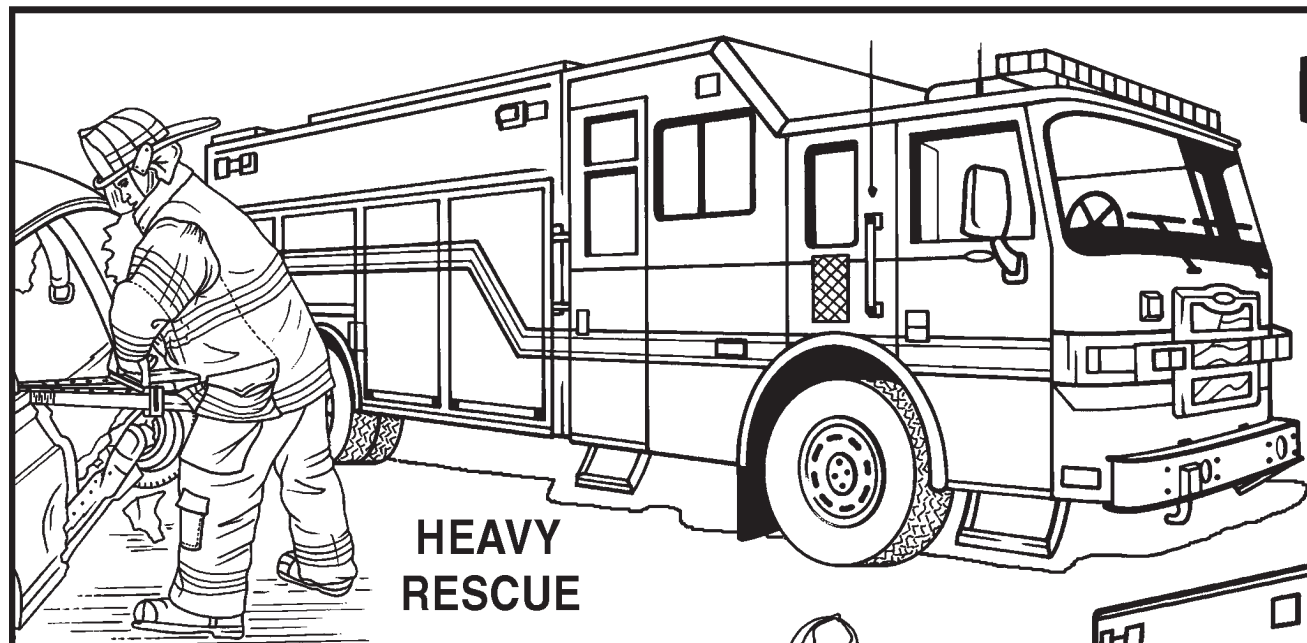
KNOW TWO WAYS OUT OF EVERY ROOM!

If your smoke alarm goes off, **ROLL** out of bed. **CRAWL LOW** on your hands and knees and feel the door with the back of your hand. If the door is hot, **DO NOT OPEN IT!** Go to the window and open it. Practice unlocking and opening windows during your fire drills. Climb out the window and gently lower yourself to the ground. Use an escape ladder if you're upstairs. **NEVER JUMP OUT OF A WINDOW.** Wait for the firefighters if you need help!




ONCE OUTSIDE ... NEVER GO BACK IN!


Closets, attics and basements are not hiding places. Just because you can't see the fire doesn't mean it can't hurt you! By staying in the house, you are breathing poisonous gasses that can make you very sick. Follow your family escape plan and Get Out Of The House! **Go Directly To Your Family Meeting Place! Remember: Once Outside, Stay Outside!** Do not go back into the house until the firefighters say that it is safe for you to enter!




**HEAVY
RESCUE**



CHIEF'S CAR




AMBULANCE



**AIRPORT
CRASH TRUCK**

Firefighter's Trucks & Uniforms



ENGINES & PUMPERS



BRUSH TRUCK




HOOK & LADDER





STOP ... DROP ... ROLL!

If your clothes catch on fire, STOP.. DON'T RUN! Running will only fan the flames and make them worse! DROP TO THE FLOOR! Then, ROLL around and around to smother the flames. If there is a towel, blanket or rug nearby, wrap it around you. Continue to roll until the flames have stopped. Call the fire Department!



TEACHING FIRE SAFETY

Firefighters spend many hours in schools teaching children about fire safety. Some teach during school assemblies, demonstrating important fire safety tips. Other times, small groups of students may visit the Fire Headquarters to look at the fire trucks and fire fighting equipment. If you have a question about fire safety, Don't Be Afraid To Ask... The answers to these questions could help save a life!



MEMBERSHIP CERTIFICATE



(child's name)

Is a Firefighter's Friend and a Member of the Home Grown Heros

Fire Prevention Prevention Team

As a member in good standing, I promise to follow the rules for Fire Safety and Fire Prevention.



I will never play with dangerous objects, matches, fireworks, or anything that would possibly start a fire.



I will report any accidents or fire hazards that I see to an adult so that my family and friends will be safe.



Fire Safety Officer, Instructor, or Parent