



# Don't Wait... Check The Date!



*Replace Smoke Alarms Every 10 Years!*




**MONSEY FIRE DEPARTMENT**  
**FOR EMERGENCIES DIAL 911**





# HERE'S HOW TO DIAL 9-1-1

If your smoke alarm goes off and there is a fire, get out of the house and Dial: 9-1-1 from a cell phone or your neighbors home. **HERE'S HOW TO DIAL:** First touch the number 9. Then touch the number 1. Then touch the number 1 again. The dispatcher will answer. Give the dispatcher the information they need to help you.



Color in the number 9    Color in the number 1    Color in the number 1



**GET RESCUE, FIRE & POLICE**




# DON'T LET "FATHER TIME" CATCH UP WITH YOUR SMOKE ALARMS!

Time catches up with everything,



You can change that by changing your smoke alarms! Even if they look and sound good, install new ones at least every 10 years.



Hey, I'm new and I want to help you too!

## EVEN SMOKE ALARMS GET OLD!

Over time we get dusty and greasy from hanging out and protecting your family. Retire us, and get new smoke alarms for your home every 10 years. The new units have fancier electronic monitors in them that will keep you safe for another 10 years.



**DON'T LET "FATHER TIME" CATCH UP WITH YOUR SMOKE ALARMS!**

Time catches up with everything,



You can change that by changing your smoke alarms!

Even if they look and sound good, install new ones at least ever 10 years.

Hey, I'm new and I want to help you too!

10 YRS I'M RETIRING! Great to Work With Your Family!

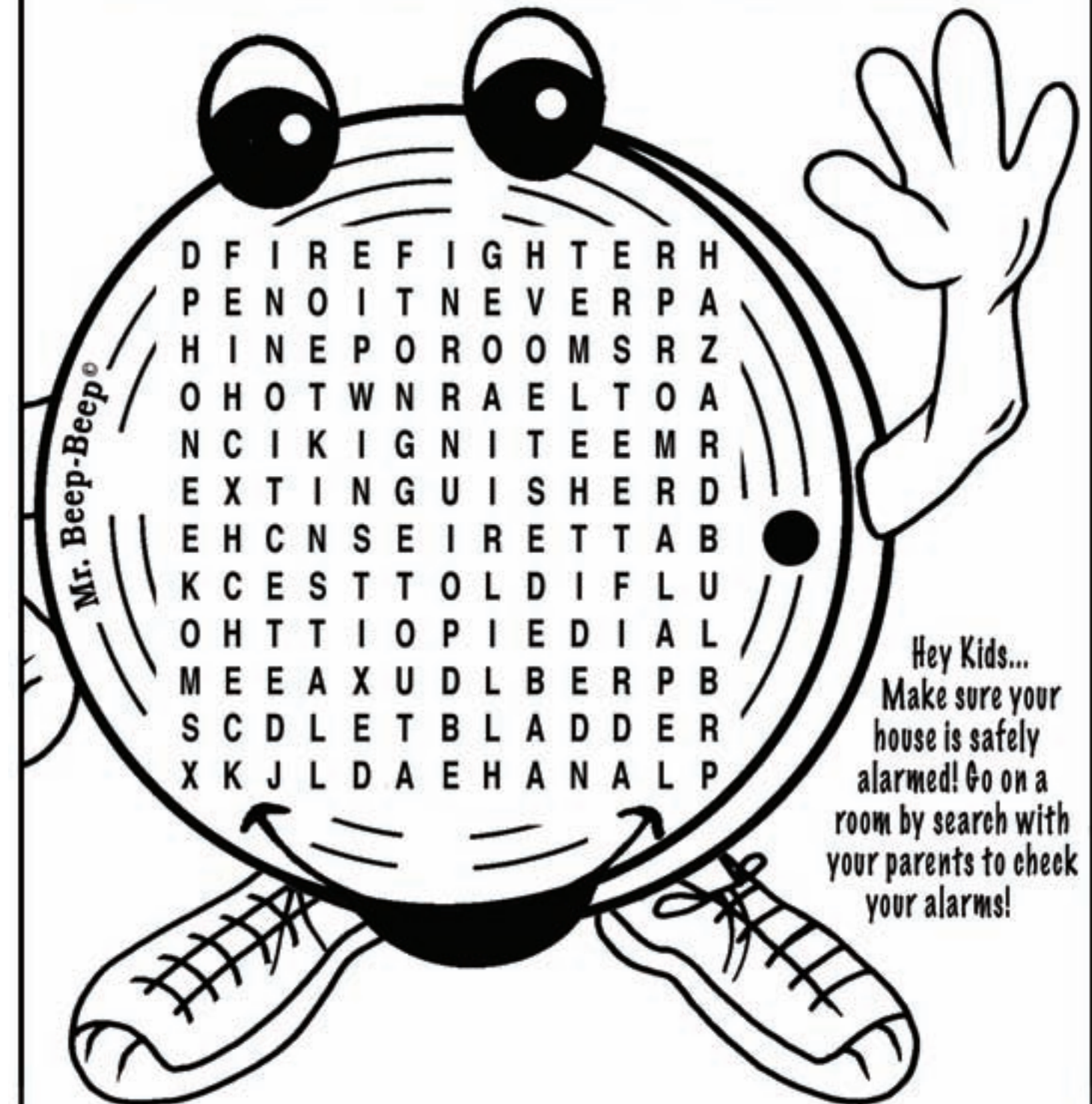
**EVEN SMOKE ALARMS GET OLD!**

Over time we get dusty and greasy from hanging out and protecting your family. Retire us, and get new smoke alarms for your home every 10 years. The new units have fancier electronic monitors in them that will keep you safe for another 10 years.

**DON'T WAIT... CHECK THE DATE - WORD SEARCH**

You may go forward, backward, up down and diagonally!

- ALARM BATTERIES CHECK CHIEF DETECTION EDITH EXIT EXTINGUISHER
- FIREFIGHTER GET OUT HAZARD HELMET HOT INSTALL LADDER LEARN
- MEETING NEW OLD PHONE PLAN PLAN AHEAD PREVENTION ROOMS SMOKE



Mr. Beep-Beep

D F I R E F I G H T E R H  
 P E N O I T N E V E R P A  
 H I N E P O R O O M S R Z  
 O H O T W N R A E L T O A  
 N C I K I G N I T E E M R  
 E X T I N G U I S H E R D  
 E H C N S E I R E T T A B  
 K C E S T T O L D I F L U  
 O H T T I O P I E D I A L  
 M E E A X U D L B E R P B  
 S C D L E T B L A D D E R  
 X K J L D A E H A N A L P

Hey Kids... Make sure your house is safely alarmed! Go on a room by room search with your parents to check your alarms!









If you suspect there is a fire,  
**NEVER USE THE ELEVATOR**



**USE THE STAIRS**

**EXIT**



**#1  
DOORS**



**#2 WINDOWS**


**KNOW TWO WAYS OUT OF EVERY ROOM!**  
If your smoke alarm goes off, **ROLL** out of bed. **CRAWL LOW** on your hands and knees and feel the door with the back of your hand. If the door is hot, **DO NOT OPEN IT!** Go to the window and open it. Practice unlocking and opening windows during your fire drills. Climb out the window and gently lower yourself to the ground. Use an escape ladder if you're upstairs. **NEVER JUMP OUT OF A WINDOW.** Wait for the firefighters if you need help!



**NEVER Hide Under In the Closet!**



**NEVER Hide In the Attic or Basement**



**NEVER Hide Under the Bed!**

**Don't worry about pets or toys!**



**Don't Worry About Pets or toys!**

**GET OUT SAFE!  
Once outside,  
NEVER  
GO BACK IN!**

**ONCE OUTSIDE .... NEVER GO BACK IN!**  
Closets, attics and basements are not hiding places. Just because you can't see the fire doesn't mean it can't hurt you! By staying in the house, you are breathing poisonous gasses that can make you very sick. Follow your family escape plan and Get Out Of The House! **Go Directly To Your Family Meeting Place! Remember: Once Outside, Stay Outside! Do not go back into the house until the firefighters say that it is safe for you to enter!**







# TALK TO YOUR CHILDREN ABOUT SMOKE ALARMS!



Walk around your house and point out each smoke alarm in your home. Then test them. This allows the children to hear how loud the alarms are. Be sure to tell that the sound will be very loud, and that it is OK if they want to cover their ears. Let them know that while these alarms may be loud, they will not hurt them in any way. Even though they do sound scary, the noise will alert them and allow everyone to escape if a fire ever breaks out.

This is a good way to introduce children to the rules of testing smoke alarms monthly. Have them look at the family calendar and select a date - for example, the 30th of every month. Have them place a sticker or a dot on this date so that the family remembers the "testing date". Also remember to change the batteries when you change the clocks in the spring and fall! Be sure to circle that date!

Another important thing to check on is the age of your smoke alarm. It is recommended that they be replaced around the time that they are 10 years old; whether they seem to be working or not.

**Don't Wait... Check the Date! Replace Smoke Alarms Every 10 Years!**



# MORE HOME FIRE SAFETY TIPS!

## Other Common Household Items That Can Cause Fires Include:

- **CLUTTER** is a fire hazard. Throw out old papers.
- **SPACE HEATERS** should be kept away from curtains, bedding or flammable material. Never use them to dry clothing!
- **OVERHEATED LAPTOP** computers heat up when left on soft surfaces such as bedding, tablecloths, pillows & your clothing. Use a breathable tabletop.
- **CLOTHES DRYERS**, when too much lint gets built up in the vent or filter. Clean out after each use & consider professional cleaning of the vent.
- **ELECTRICAL OUTLETS** when overloaded with extension cords. Throw out all broken or frayed cords. Unplug small appliances when you are not using them. **NEVER** place fingers or toys in outlets! They can burn you!
- **CLEAN FIREPLACES** after each use. Have the chimney cleaned yearly by a pro!
- **DESIGNATE** a "NO PLAY ZONE" around all cooking areas. Have an adult nearby when cooking & preparing food.
- **KEEP MATCHES**, lighters, lighter fluids, charcoal & all barbecue equipment away from children & pets. Keep them away until everything has cooled off.
- **GASOLINE** & other flammables should be stored in fire safe containers outside the home. Throw away old paint brushes & rags. Tightly close all paint cans.
- **ALWAYS** have a fire extinguisher and water supply close by in case of fire. Know what kind of extinguisher is needed for your electrical items. Make sure everyone knows how to use them.

