



The ABC's of



FIRE SAFETY



A
Coloring
and
Activity
Book



Solon Fire Rescue
Fire Prevention Bureau
Solon, Ohio 44139
440-337-1483



Always Practice Fire Safety!
Firefighters and EMT's are Always here to help you!

FIRE DEPT. Aa

SAFETYVILLE
FIRE DEPARTMENT

Ambulances take sick or injured people to the hospital

Be Fire Safe and Fire Smart Practice Fire Safety!

Be sure you can quickly unlock and open all doors and windows- *Even In The Dark!*

FIRE DEPT. Bb

COVER TO SMOTHER!

Always keep an oven mitt, lid and baking soda handy. If a pan on the stove catches fire, put on an oven mitt and carefully slide the lid over the pan. Then, turn off the burner! Never pour water on a grease fire!

REMEMBER: SMOKE RISES! CRAWL LOW UNDER SMOKE!

ROLL OUT OF BED

Crawl low under smoke!

FIRE DEPT. Cc

Dd

DON'T DELAY Install Smoke and Carbon Monoxide Alarms Today!

Don't hide in the closet

Don't hide in the basement

Don't hide under the bed

E.D.I.T.H. : EXIT DRILLS IN THE HOME

FIRE DEPT. Ee

Fire Safety Is A Family Affair!
Fire Escape Plans show two ways out of every room, usually windows and doors.

Mr. Bump

SPRITZ

FIRE DEPT. Ff



If your house, school, or a building is on fire you must **GET OUT QUICKLY!** Check the fire escape routes when you travel. Hotels have them posted.




WINDOWS

GET OUT!

START

DOORS

START



Know 2 Ways Out of Every Room


Go To Your Meeting Place Once Outside!

FINISH



Stay Calm and Speak Clearly!
Do Not Hang Up Until the Dispatcher Tells You To!

Here's How to DIAL: 9-1-1. Let your parents show you how to hold the phone!
• First touch the number 9. • Then touch the number 1. • Then touch the number 1 again.
The Dispatcher will answer. Give the Dispatcher the information they need to send help to you.



INSTALL SMOKE ALARMS



Just Test Your Smoke Alarms Once A Month!



Just change the batteries in the spring and fall when you change the clocks!

CHANGE YOUR CLOCK
CHANGE YOUR BATTERY!




FIRE SAFETY TIPS



KEEP AWAY FROM THINGS THAT ARE HOT!
Draw a big "X" over the items that get hot and can burn you.
Then draw a circle around the fun things that are cool to do!



LADDER TRUCKS



These fire trucks have extension ladders that can reach to the top of very tall buildings.



NEVER GO BACK IN!

REMEMBER:
Never Go Back
Into a Burning
Building!

**No Time To
Waste...
Get To
A Safe
Place!**



If there is a fire in your home, **GET OUT!** Call the fire department from a neighbor's house or a cell phone.



OBEY ALL FIRE SAFETY RULES



Install smoke alarms and CO alarms. Test them monthly. Change the batteries when you change the clocks! Get fire extinguishers and learn how to use them. Draw up a Fire Escape Plan and have Fire Drills.



MATCHES ARE NOT TOYS!

Matches have heads, but they don't have any brains! So, use your brains instead! If you find any matches, lighters, ashtrays or lit cigarettes, **Do NOT Touch them!** Tell your parents or an adult right away!

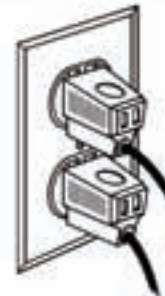


(Below, find the word "MATCH" just once!)

MATHCMT
HACHAMCA
ATHAMTHM
MATCACTH
CHTMAMCA

(Unscramble the words to find an important fire safety message)

RENVE LYAP TIWH AHMTCSE



These Plugs are being used safely! How safe are your Plugs?

PLUG INTO FIRE SAFETY!



Never play with plugs or electrical cords! These could shock you or hurt you very badly. Throw out all broken or frayed electrical cords.

PUMPERS carry their own water supply to the scene. The pump panel on the side has many dials and controls. This is the truck you see most often.



Fire Police members work at fire and rescue scenes. They help with traffic, crowd control, security, road closings, searches and parades.



FIRE POLICE TRUCK

FIRE 99 DEPT.

Think & Act QUICKLY!
 Plan your escape before a fire breaks out! This way, you will know what to do in case a of a fire. **DON'T PANIC!**

You must practice your escape. This will help you get out Quickly!

FIRE Rr DEPT.

ROLL up your sleeves before you cook on the stove!

Turn pot handles in so you don't knock them over!

REMEMBER!

Post Fire Department and other emergency phone numbers in or near every phone!

FIRE Ss DEPT.

"Shovel Me Out of the Snow" after every snowstorm. Plan to Adopt-A-Hydrant! on your block.

If Your Clothes Catch On Fire, You Must ...

STOP! DROP!

ROLL!
To Smother The Flames!

STOP DON'T RUN!

To The Ground!

FIRE Tt DEPT.

TWO WAYS OUT!

DOORS **WINDOWS**

Know TWO Ways Out of every room. Make sure that all doors and windows are easy to open.



UNIFORM Rack & Uniforms

Uniform rack. Firefighters run here, step into their boots and put on their turnout coats.

Firefighters have many uniforms to fight different kinds of fires.




1827
FIRE SAFE WAY
The Jones Family

Firefighters don't want to waste precious time looking for your home!
Is your house number VISIBLE!

Visibility is important!



WRITE DOWN WHERE YOUR SMOKE ALARMS ARE LOCATED



WHERE ARE YOUR CARBON MONOXIDE ALARMS LOCATED:



EXTREMELY IMPORTANT INFO!

YOUR IMPORTANT INFORMATION

Know your name, parents names, address, home and cell phone numbers. In an emergency, all of this information can help you get the help you need quickly.

IF YOU NEED EMERGENCY HELP: DIAL 9-1-1



Your name: _____
Your address: _____
Your home phone: _____
Your parent's names: _____
Your cell phone: _____
Your parents cell phones: _____
Your School: _____
Your Doctor's name & phone: _____

Practice using this information with your parents and other family members. Post all important names and phone number by every phone in your home. Add these important numbers to your cell phone too! Don't give this information to strangers!



If the smoke alarm goes off and your house is on fire, you must get out quickly! Once outside you must **Go To Your Family Meeting Place!**



YOUR FAMILY MEETING PLACE

Where is Your family meeting place. Talk it over with Your family!


Zero visibility!

Fire causes smoke which makes it very difficult to see anything!



Have practice fire drills with the lights turned off! This way you will know what to do in case of a real fire with thick smoke.

Crawl **LOW** under smoke. Cover your face with a towel.



DON'T HIDE HERE!

Don't Be A Victim!
GET OUT RIGHT AWAY.
Go to your meeting place.

A thermal imaging camera is used to check for any hidden victims.



HOME FIRE SAFETY CHECK LIST

EVERY 60 SECONDS A HOME CATCHES FIRE IN THE UNITED STATES
CHECK THIS LIST AND MAKE YOUR HOME AND FAMILY MORE SECURE AGAINST THE THREAT OF FIRE!

MATCHES AND CARELESS SMOKING HAZARDS:

- | | | |
|--------------------------|--------------------------|--|
| YES | NO | |
| <input type="checkbox"/> | <input type="checkbox"/> | Matches are kept away from heaters, stoves and sources of heat. |
| <input type="checkbox"/> | <input type="checkbox"/> | Matches and cigarettes are always out before you throw them away. |
| <input type="checkbox"/> | <input type="checkbox"/> | Every room in your home has plenty of large, fire-proof ash trays. |
| <input type="checkbox"/> | <input type="checkbox"/> | "NO SMOKING IN BED" is a firm rule for everyone in the home. |

ELECTRICAL HAZARDS:

- | | | |
|--------------------------|--------------------------|--|
| YES | NO | |
| <input type="checkbox"/> | <input type="checkbox"/> | Only qualified electricians are allowed to work on house wiring. |
| <input type="checkbox"/> | <input type="checkbox"/> | All appliances and cords have UL label of Underwriters Laboratories. |
| <input type="checkbox"/> | <input type="checkbox"/> | You do not use multiple attachments on one electrical outlet. |
| <input type="checkbox"/> | <input type="checkbox"/> | You have special circuits for heavy duty appliances like stoves. |
| <input type="checkbox"/> | <input type="checkbox"/> | You use only 15 amp circuit breakers on your home lighting circuits. |
| <input type="checkbox"/> | <input type="checkbox"/> | Extension cords are never put under rugs, on hooks or through doors. |

HOUSEKEEPING HAZARDS:

- | | | |
|--------------------------|--------------------------|--|
| YES | NO | |
| <input type="checkbox"/> | <input type="checkbox"/> | Rags, papers and other combustibles are never stored in the home. |
| <input type="checkbox"/> | <input type="checkbox"/> | Lids on leftover paints and solvents are always tightly closed. |
| <input type="checkbox"/> | <input type="checkbox"/> | Gasoline, Kerosene and Benzine are never used for any purpose in the home. |
| <input type="checkbox"/> | <input type="checkbox"/> | Gasoline, Kerosene and Benzine are always kept in safety cans with a self-closing lid. |
| <input type="checkbox"/> | <input type="checkbox"/> | Leaves and debris are promptly removed on surrounding property. |
| <input type="checkbox"/> | <input type="checkbox"/> | Every fireplace is covered with a metal fire screen. |
| <input type="checkbox"/> | <input type="checkbox"/> | Matches are always stored out of the reach of young children. |

HEAT AND COOKING HAZARDS:

- | | | |
|--------------------------|--------------------------|---|
| YES | NO | |
| <input type="checkbox"/> | <input type="checkbox"/> | Heating equipment has either UL or American Gas Association label. |
| <input type="checkbox"/> | <input type="checkbox"/> | Do you have your heating system inspected and serviced each season? |
| <input type="checkbox"/> | <input type="checkbox"/> | Are walls and ceilings properly protected from sources of heat? |
| <input type="checkbox"/> | <input type="checkbox"/> | Is your stove, oven and broiler kept clean from grease? |
| <input type="checkbox"/> | <input type="checkbox"/> | Are curtains near stoves tied so they won't blow near the flame? |

IN CASE OF FIRE:

- | | | |
|--------------------------|--------------------------|---|
| YES | NO | |
| <input type="checkbox"/> | <input type="checkbox"/> | With children, when you leave home even for a short time, get a responsible baby sitter who can get the children out. |
| <input type="checkbox"/> | <input type="checkbox"/> | Post the phone number of your local Fire Dept. on each phone. |

IN AN EMERGENCY DIAL 9-1-1